

**Technical Description**

Brass coupling with no valve for applications with liquids in the pressure range up to 35 bar. The couplings are corrosion resistant. The system stands out for a high flow with minimal pressure drop.

Working Temperature*

-20°C up to +100°C (NBR)
depending on the medium.

* For temperatures below -20°C and over +100°C and depending on the medium, other seal variants (FKM, EPDM, FFKM) are available.

**Working Pressure****

35 bar

** maximum static working pressure with design factor 4 to 1.

Material

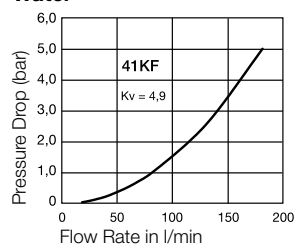
Coupling: Brass nickel plated

Plug: Brass nickel plated

Seals: NBR

Interchangeability

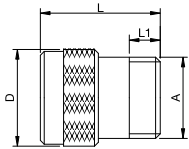
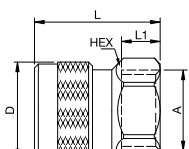
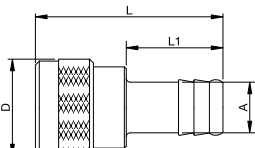
- Rectus 27
- Cejn 417

Flow diagrams**Water**



Couplings – without valve

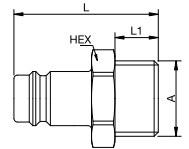
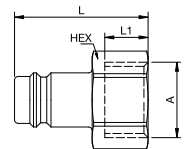
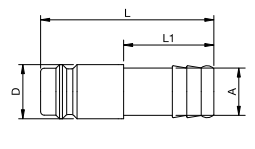
Series 41KF

	Connection A	HEX mm	HEX1 mm	L mm	L1 mm	L2 mm	D mm	B mm	G mm	Version	Part Number
 <p>Male Thread</p>	G 1/2			31	8		25				41KFAW21MPN
	G 3/4			32,5	9		25				41KFAW26MPN
 <p>Female Thread</p>	G 1/2	24		32,5	10		25				41KFIW21MPN
	G 3/4	30		32,5	10		25				41KFIW26MPN
	M 22 x 1	24		32,5	10		25				41KFIW22MPN
 <p>Hose Barb</p>	10 mm			48,5	25		25				41KFTF10MPN
	13 mm			48,5	25		25				41KFTF13MPN
	16 mm			48,5	25		25				41KFTF16MPN
	19 mm			48,5	25		25				41KFTF19MPN



Plugs – without valve

Series 41KF

	Connection A	HEX mm	HEX1 mm	L mm	L1 mm	L2 mm	D mm	B mm	G mm	Version	Part Number
 <p>Male Thread</p>	G 1/2	24		40	12						41SFAW21MXN
	G 3/4	32		45	16						41SFAW26MXN
 <p>Female Thread</p>	G 1/2	24		37	12						41SFIW21MXN
	G 3/4	32		42	16						41SFIW26MXN
	M 22 x 1	24		36	12						41SFIW22MXN
 <p>Hose Barb</p>	8 mm			48	25		15				41SFTF08MXN
	10 mm			48	25		15				41SFTF10MXN
	13 mm			48	25		15				41SFTF13MXN
	16 mm			48	25		18				41SFTF16MXN
	19 mm			48	25		21				41SFTF19MXN